






Metaltec Steel Abrasive Co.®

41155 Joy Road
Canton, MI 48187-2094
TEL: 734-459-7900
FAX: 734-459-7907

SAE GRIT SIZE SPECIFICATIONS

Cast Steel Grit
Available in 4
hardness levels
H, L, M, and S.
see reverse side for details



ASTM Mesh No.	Opening							
	mm	in.	G-16	G-18	G-25	G-40	G-50	G-80
10	2.00	0.0787						
12	1.68	0.0661	A/P					
14	1.41	0.0555		A/P				
16	1.19	0.0469	75% Min		A/P			
18	1.00	0.0394	85% Min	75% Min		A/P		
20	0.84	0.0331						
25	0.71	0.0280		85% Min	70% Min		A/P	
30	0.60	0.0232						
35	0.50	0.0197						
40	0.42	0.0165			80% Min	70% Min		A/P
45	0.35	0.0138						
50	0.30	0.0117				80% Min	65% Min	
80	0.18	0.0070					75% Min	65% Min
120	0.12	0.0049						75% Min
200	0.07	0.0029						

METALTEC CAST STEEL GRIT

HARDNESS

- **GS** 40-51 Rc STANDARD HARD GRIT
Standard Hardness Grit - Safe for use in centrifugal wheel machines. Wear characteristics are similar to steel shot. Typically not suited for air blast applications.
- **GM** 47-56 Rc MEDIUM HARD GRIT
More aggressive than GS hardness, this can be used in both air and wheel blast applications.
- **GL** 54-61 Rc HIGH HARD GRIT
Provides a good balance of cleaning, speed, and durability. Excellent for air blast applications.
- **GH** 60 + Rc FULL HARD GRIT
Most aggressive media with no rounding characteristics. Provides fast cleaning for surface preparations. Used for heavy scale removal, epoxy cutting, stone work, etc.

Metaltec uses the entire casting distribution to produce high density aggressive grit.

PACKAGING

Size	Drum Wt.	Bag Wt.
G-16	1,700 lbs	50 lbs.
G-18	1,700 lbs	50 lbs.
G-25	1,700 lbs	50 lbs.
G-40	1,700 lbs	50 lbs.
G-50	1,500 lbs	50 lbs.
G-80	1,500 lbs	40 lbs.

All sizes are available in heat sealed plastic bags with a total of 2,000 lbs per pallet.

SURFACE FINISH

Size	mil Profile Range
G-80	1.0 - 1.5 mil
G-50	1.5 - 2.0 mil
G-40	2.0 - 2.5 mil
G-40 / G-25	2.5 - 3.0 mil
G-25 / G-18	3.0 - 3.5 mil

This profile guideline is for informational purposes only. Actual profiles could be significantly different due to abrasive hardness, air pressure or wheel speed, angle of impact, or hardness of surface being blasted.

CHEMISTRY

Carbon:	0.80 to 1.20%
Silicon:	0.40% min.
Manganese:	0.60 - 1.20%
Phosphorus:	0.050% max.
Sulfur:	0.050% max.

BLENDS

Special blends of cast steel shot and/or grit are available at no extra charge. Pre-blended operating mixes for new equipment installations are also available at no extra charge.



All abrasives supplied by Metaltec Steel Abrasive Co. are proudly produced, processed and packaged at Metaltec's plant in Canton, MI USA.